



DIONICS-USA INCORPORATED

96-B Urban Avenue
Westbury, NY 11590

Phone: (516) 997-7474

Fax: (516) 997-7479

Website: www.dionics-usa.com

MOS Capacitor Chips 0.3 PF to 330 PF

Gold Backed
Aluminum Bonding Pads
Low Leakage Currents
High Temperature Stability
Custom Capacitor Values Available
Available in chip or wafer form

Part No.	Capacitor Value (pf)	Maximum Working Voltage (V)	Probed Voltage (V)	Part No.	Capacitor Value (pf)	Maximum Working Voltage (V)	Probed Voltage (V)
C 0.3	0.3	75	150	CD 100	100	50	100
C 0.5	0.5	75	150	CD 150	150	50	100
C 1.0	1.0	75	150	CH 120	120	100	200
C 1.5	1.5	75	150	CH 130	130	100	200
C 2.0	2.0	75	150	CH 150	150	100	200
C 2.5	2.5	75	150	CE 100	100	50	100
CF 3.0	3.0	100	200	CE 180	180	50	90
CF 6.8	6.8	100	200	CE 190	190	50	90
CF 10	10	100	200	CE 200	200	50	90
CG 15	15	100	200	CE 220	220	50	90
CG 18	18	100	200	CI 200	200	100	200
CG 22	22	100	200	CI 300	300	50	100
CG 27	27	100	200	CI 330	330	50	100
CG 30	30	100	200	MULTIPLE VALUES			
CG 33	33	100	200	CA 3-4.5	3, 4.5	75	150
CG 36	36	87.5	175	CA 7-10	7, 10	50	100
CG 39	39	87.5	175	CA 10-15	10, 15	25	50
CG 43	43	50	100	CB 20-33	20, 33	50	100
CG 47	47	50	100	CB 35-60	35, 60	25	50
CG 50	50	50	100	C 1248	1, 2, 4, 8	50	100
CH 51	51	50	100	C 1248/4	0.25, 0.5, 1, 2	50	100
CG 56	56	50	100	C 300	3, 7, 20	25	50
CG 60	60	50	100	C 322	10, 22, 22	100	200
CG 62	62	50	90	C 454	4, 8, 16, 54	50	100
CC 68	68	50	100	C 500	5, 10, 20, 40, 80	50	100
CD 50	50	50	100	C 516	1, 2, 4, 8, 16	50	100
CD 51	51	50	100	C 616	0.5, 1, 2, 4, 8, 16	50	100
CD 56	56	50	100	C 632	1, 2, 4, 8, 16, 32	50	100
CD 82	82	50	100	C 700	1, 2, 5, 10, 10, 27, 39	50	100



DIONICS-USA INCORPORATED


96-B Urban Avenue
Westbury, NY 11590

Phone: (516) 997-7474

Fax: (516) 997-7479

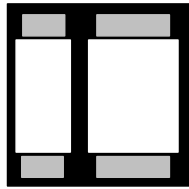
Website: www.dionics-usa.com

OUTLINE C



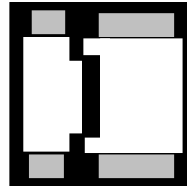
20.0 x 20.0 MILS

OUTLINE CA



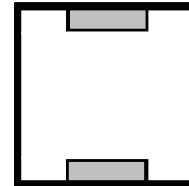
20.0 x 20.0 MILS

OUTLINE CB



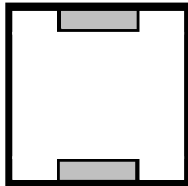
30.0 x 30.0 MILS

OUTLINE CC



30.0 x 30.0 MILS

OUTLINE CD



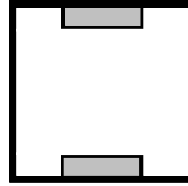
35.0 x 35.0 MILS

OUTLINE CDA




35.0 x 35.0 MILS

OUTLINE CE




45.0 x 45.0 MILS

OUTLINE CF



20.0 x 20.0 MILS

OUTLINE CG




25.0 x 25.0 MILS

OUTLINE CH



50.0 x 50.0 MILS

OUTLINE CI



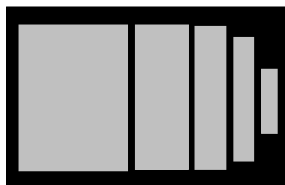
60.0 x 60.0 MILS

OUTLINE C-300



30.0 x 35.0 MILS

OUTLINE C-500



30.0 x 60.0 MILS

OUTLINE C-516



25.0 x 43.0 MILS

OUTLINE C-700



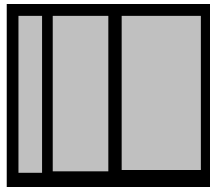
35.0 x 50.0 MILS

OUTLINE C-310



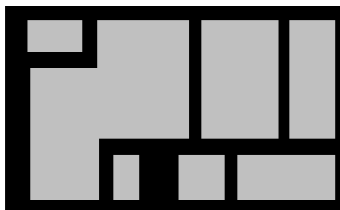
40.0 x 48.0 MILS

OUTLINE C-322



35.0 x 35.0 MILS

OUTLINE C-616



OUTLINE C-1248



20.0 x 31.0 MILS

- Typical Thickness 7 Mils ± 1 Mils
- Tolerance = ± 10% with 2% within a lot
- Temperature Coefficient = + 35 PPM ± 15PPM/ °C
- Dissipation Factor = 0.001 to 0.00025 from -20 °C to +150 °C
- Maximum Operation Temperature: +200°C
- Typical Operating Temperature: - 55°C to +125°C
- Typical Storage Temperature: - 55°C to +125°C



OXIDE



ALUMINUM
BONDING PAD

Drawings not to scale

03/2014