

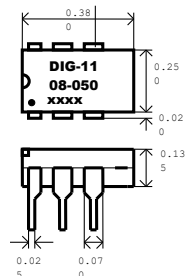


Photovoltaic MOSFET Drivers

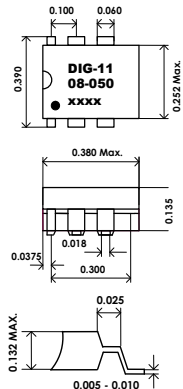
INDIVIDUAL CHANNEL CHARACTERISTICS			Open Circuit Voltage (Voc)		Short Circuit Current (Isc)		LED Forward Voltage (Vr)	LED Reverse Current (Ir)	Isolation Voltage (Viso)	Turn-On Time (Ton)	Turn-Off Time (Toff)	
DEVICE	# Inputs	# Outputs	10mA min	30mA min	10mA min	30mA min	max @ If=20mA	min@ Vr=5V	Min Vdc	typ@ If=50mA, C=10pF PW=100uS, f=1kHz, Rs=10mΩ	typ@ If=50mA, C=10pF PW=100uS, f=1kHz, Rs=10mΩ	
DIG-11-06-030	1	1	6.0v	6.5v	1.0uA	3.5uA	1.7v	0.1uA	2500	8uS	The Photovoltaic array stops generating current within one microsecond of the trailing edge of LED discharge. The discharge time is solely dependent upon discharge circuitry and capacitance load.	6ld Pdip
DIG-11-06-150	1	1	6.5v	7.5v	10.0uA	30.0uA	1.7v	0.1uA	2500	3uS		6ld Pdip
DIG-11-08-050	1	1	7.5v	8.5v	4.0uA	12.0uA	1.7v	0.1uA	2500	5uS		6ld Pdip
DIG-11-15-25	1	1	14.5v	15.0v	8.0uA	25.0uA	1.7v	0.1uA	2500	100uS		6ld Pdip
DIG-1263	2	2	10.3v		7.5uA	21.0uA	1.7v	0.1uA	2500	100uS		8ld Pdip
DIG-1611	1	1	15.0v	16.0v	10.0uA	30.0uA	1.7v	0.1uA	2500	5uS		6ld Pdip
DIG-1612	2	2	15.0v	16.0v	10.0uA	30.0uA	1.7v	0.1uA	2500	5uS		8ld Pdip
DIG-12-06-025	1	2	6.5v	7.0v	3.0uA	9.0uA	1.7v	0.1uA	2500	10uS		8ld Pdip
DIG-12-06-100*	1	2	6.5v	7.5v	8.0uA	30.0uA	3.4v	0.1uA	2500	3uS		8ld Pdip
DIG-12-06-250*	1	2	6.5v	7.5v	12.5uA	37.5uA	3.4v	0.1uA	2500	3uS		8ld Pdip
DIG-12-08-010	1	2	8.0v	9.0v	1.35uA	4.0uA	1.7v	0.1uA	2500	3uS		8ld Pdip
DIG-12-08-045	1	2	8.5v	9.5v	4.0uA	12.0uA	3.4v	0.1uA	2500	8uS		8ld Pdip
DIG-31-08-050	1	1	16.0v	17.0v	30.0uA	100.0uA	1.7v	0.1uA	2500	5uS		6ld Pdip

*DIG-12-06-100 and DIG-12-06-250 are custom tested versions of DIG-12-08-045 which meet/exceeds the DIG-12-06-100 and/or DIG-12-06-250 specs

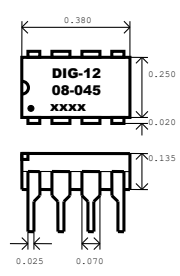
6ld Pdip



6ld Pdip Gull-wing



8ld Pdip



8ld Pdip Gull-wing

